


CHAMPS

Student Expectations for Success



HELLO! 

Beginning of Class

(prior to tardy bell)

- C – Conversation: Make your way to seat; may talk quietly to others; voice level 1
- H – Help: Avoid asking questions during this time.
- A – Activity: Once entering room, get prepared by getting out necessary materials, sharpening pencil, etc. When bell rings, be ready to complete warm-up.
- M – Movement: When bell rings, please be in seats.
- P – Participation: Actively prepare for class to begin by working on warm-up.
- S – Success: You will be ready to learn!

End of Class


- C – Conversation: Remain seated; level 1 conversation upon completion of Learning Target.
- H – Help: Raise hand or speak to me after dismissal.
- A – Activity: Complete assignment and clean up your area.
- M – Movement: Limited to clean up.
- P – Participation: Wait for teacher dismissal.
- S – Success 😊

GOODBYE!



Quia Test

- C – Conversation – Please, no talking during the test, even after you are done with your test.
- H – Help – If you need help, please raise your hand.
- A – Activity – **Learning Target:** Students will demonstrate understanding of the commas and word choices.
- M – Movement – Stay in assigned seats; only get out of your seats to get computer and put it back and to get composing portion of test from teacher.
- P – Participation – You must complete the test during the class period.
- S – Success – If you do all of these things, you will be successful in completing the test with success 😊.







Test Day

- C – Conversation – Please, no talking during the test, even after you are done with your test.
- H – Help – If you need help, please raise your hand.
- A – Activity – **Learning Target:** Students will demonstrate understanding of the previously presented content.
- M – Movement – Stay in assigned seats the entire time.
- P – Participation – You must complete the test during the class period.
- S – Success – If you do all of these things, you will be successful in completing the test with success 😊.





Speech Day



- C – Conversation – Please, no talking during or after speeches
- H – Help – If you need something, please raise your hand, but not during a speech 😊.
- A – Activity – **Learning Target:** Students will demonstrate active listening skills during all speeches.
- M – Movement – Stay in assigned seats during speeches.
- P – Participation – Active Listening (not working on other homework).
- S – Success – If you do all of these things, you will be helpful in the success of your peers who are presenting 😊.






Teacher Directed Instruction

- C - Conversation - Listen while others are speaking.
- H - Help - Raise hand and wait to be called on.
- A - Activity - **Learning Target:** Students will demonstrate listening and note-taking skills during teacher-directed instruction.
- M - Movement - Remain in assigned seats during instruction time.
- P - Participation - Note taking/question & answer/focus up front
- S - Success - If you do all of these things, you will be more prepared for independent work!



Independent Work

- C – Conversation – Content conversation only; voice level 0 (quiet)
- H – Help – (1) use available resources (2) ask a neighbor (3) raise hand and wait to be called on
- A – Activity – **Learning Target:** Students will complete assigned work independently.
- M – Movement – Students are permitted out of seat to sharpen pencil, use a pass, or other purposeful movement.
- P – Participation – Actively show progress toward completion of assignment.
- S – Success – If you do all of these things, you will limit or eliminate your out-of-class work time.





Group Work

- C – Conversation – Content only conversation with your group members; level 2 (conversation level)
- H – Help – (1) use your available resources and one another (2) raise your hand
- A – Activity – **Learning Target:** Each student will contribute equally to the task.
- M – Movement – Purposeful movement, i.e. getting materials, turning in assignment, putting materials away
- P – Participation – Actively talk/listen to group members to complete assignment.
- S – Success – You will be college and career ready.



Guests in the Classroom

- C - Conversation - Please, no talking while reading/working.
- H - Help - If you have a question, please raise your hand.
- A - Activity - **Learning Target:** Students will demonstrate respect toward themselves, their classmates, and the guest teacher.
- M - Movement - Stay in assigned seats during the class period.
- P - Participation - Please actively listen and use the class time allotted to complete the given assignment/test, etc.
- S - Success - If you do all of these things, you will make your teacher PROUD!



LMC

- C – Conversation – Please, speak quietly to those around you. Remember, this is a library☺.
- H – Help – If you need help, please raise your hand.
- A – Activity – **Learning Target:** Students will demonstrate proper use of technology when in the LMC.
- M – Movement – Stay in assigned computer area; only get out of your seats to get computer and put it back (if using laptops) or to pick up printing.
- P – Participation – You must be actively engaged in the task at hand.
- S – Success – If you do all of these things, you will be successful in completing the task with success☺.

